DANONE
ONE PLANET. ONE HEALTH
RESEARCH & INNOVATION

FOR HEALTHCARE PROFESSIONALS ONLY
– NOT FOR DISTRIBUTION TO GENERAL PUBLIC.

DIAPER'S TALK

AN INFANT'S POOP CONDITION CAN SPEAK A LOT ABOUT THEIR HEALTH AND WELLBEING[1]

INFANT STOOL

GASTROINTESTINIAL ISSUES are prevalent in infants ≤12 months, with 15% of these issues being related to stool.[2]

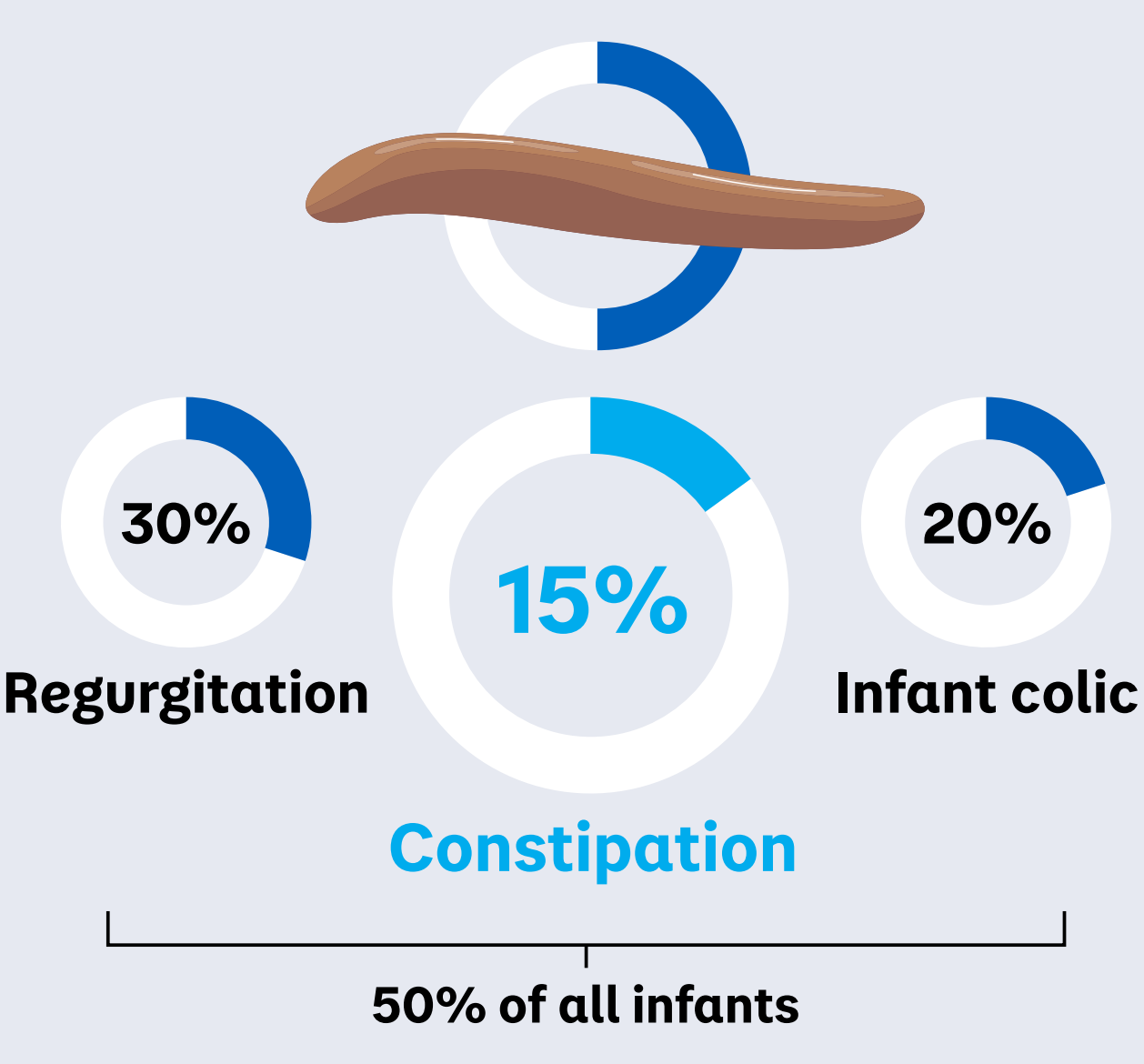

PARENTAL CONCERN

Paediatric consultations frequently address concerns related to an INFANT'S STOOL due to parental insecurity.[3-4]

STOOL TRACKER

These aspects led to the creation of an AI image recognition tool to help parents understand and track infants' stool and facilitate discussions with healthcare professionals (HCPs) using detailed and accurate stool data taken from smartphone photos taken of a child's diaper.

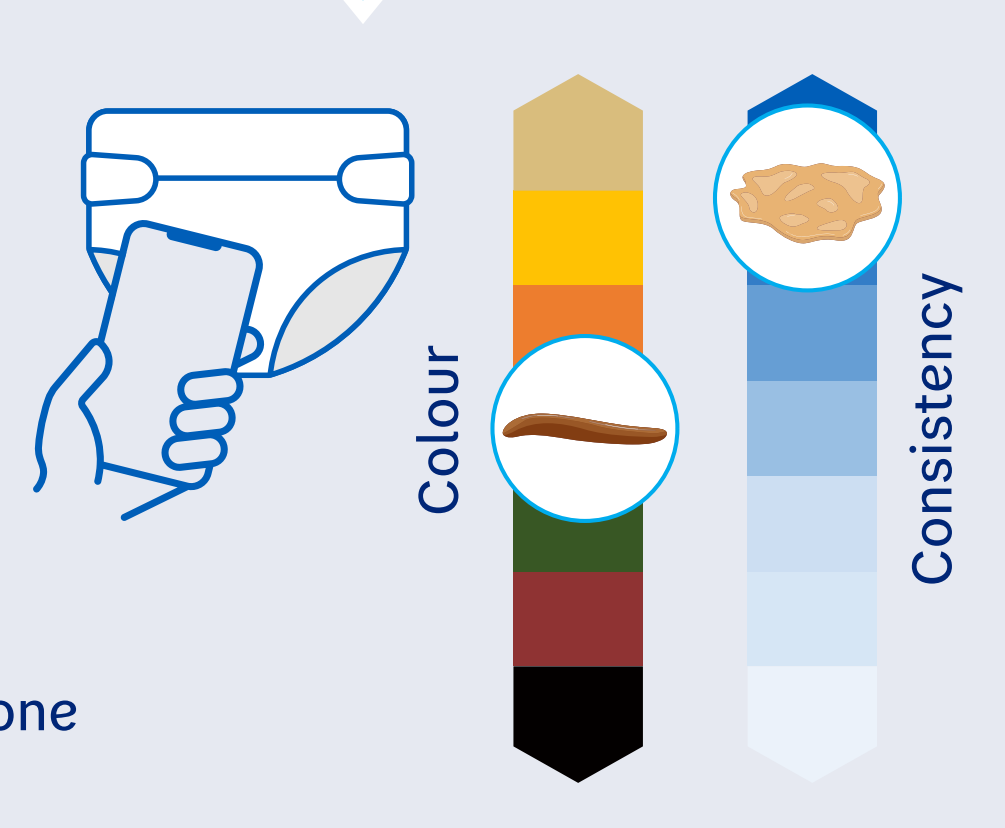

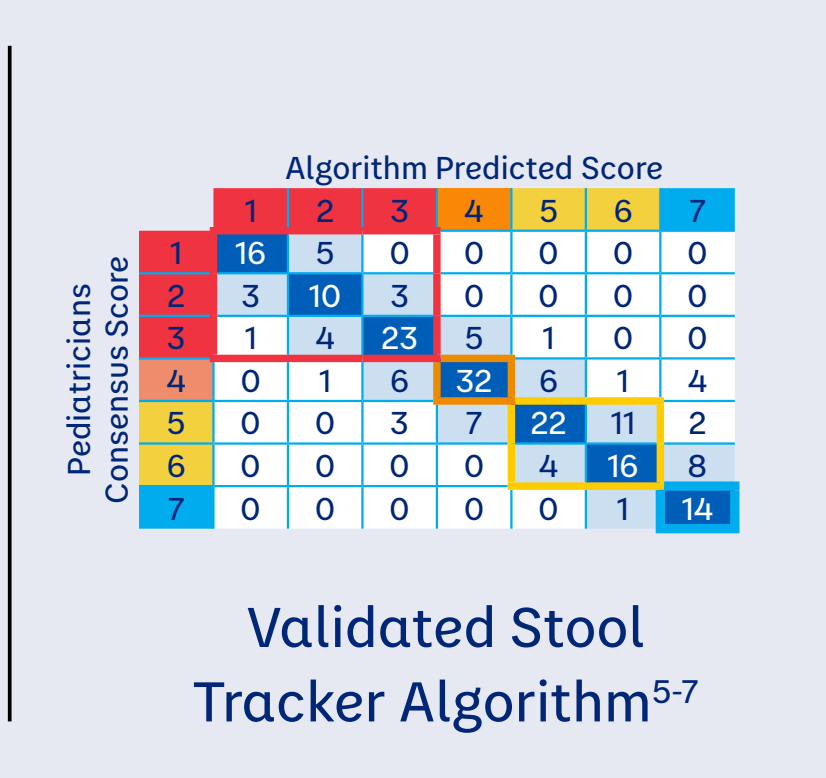

		Algorithm Predicted Score						
		1	2	3	4	5	6	7
Pediatricians Consensus Score	1	16	5	0	0	0	0	0
	2	3	10	3	0	0	0	0
	3	1	4	23	5	1	0	0
	4	0	1	6	32	6	1	4
	5	0	0	3	7	22	11	2
	6	0	0	0	0	4	16	8
	7	0	0	0	0	0	1	14

Validated Stool Tracker Algorithm[5-7]

THE STOOL TRACKER IS DESIGNED FOR PARENTS OF INFANTS TO UNDERSTAND AND TRACK AN INFANT'S STOOL. IT IS NOT A MEDICAL DIAGNOSIS TOOL AND IS NOT INTENDED TO REPLACE HEALTHCARE PROFESSIONAL ADVICE.

A baby's stool colour and consistency can vary due to various factors. So what's normal and what isn't?

STOOL CONSISTENCY

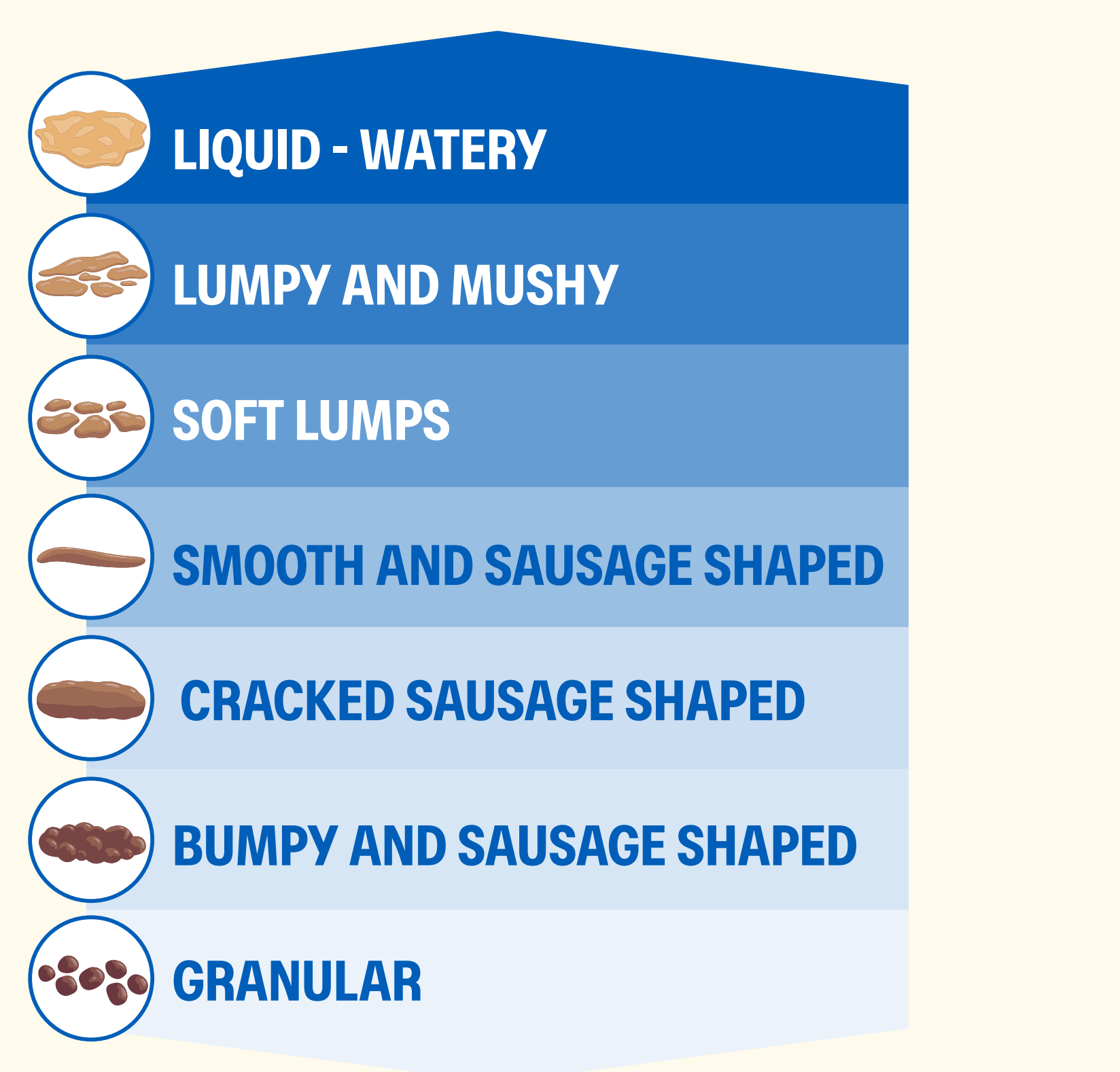

STOOL COLOUR

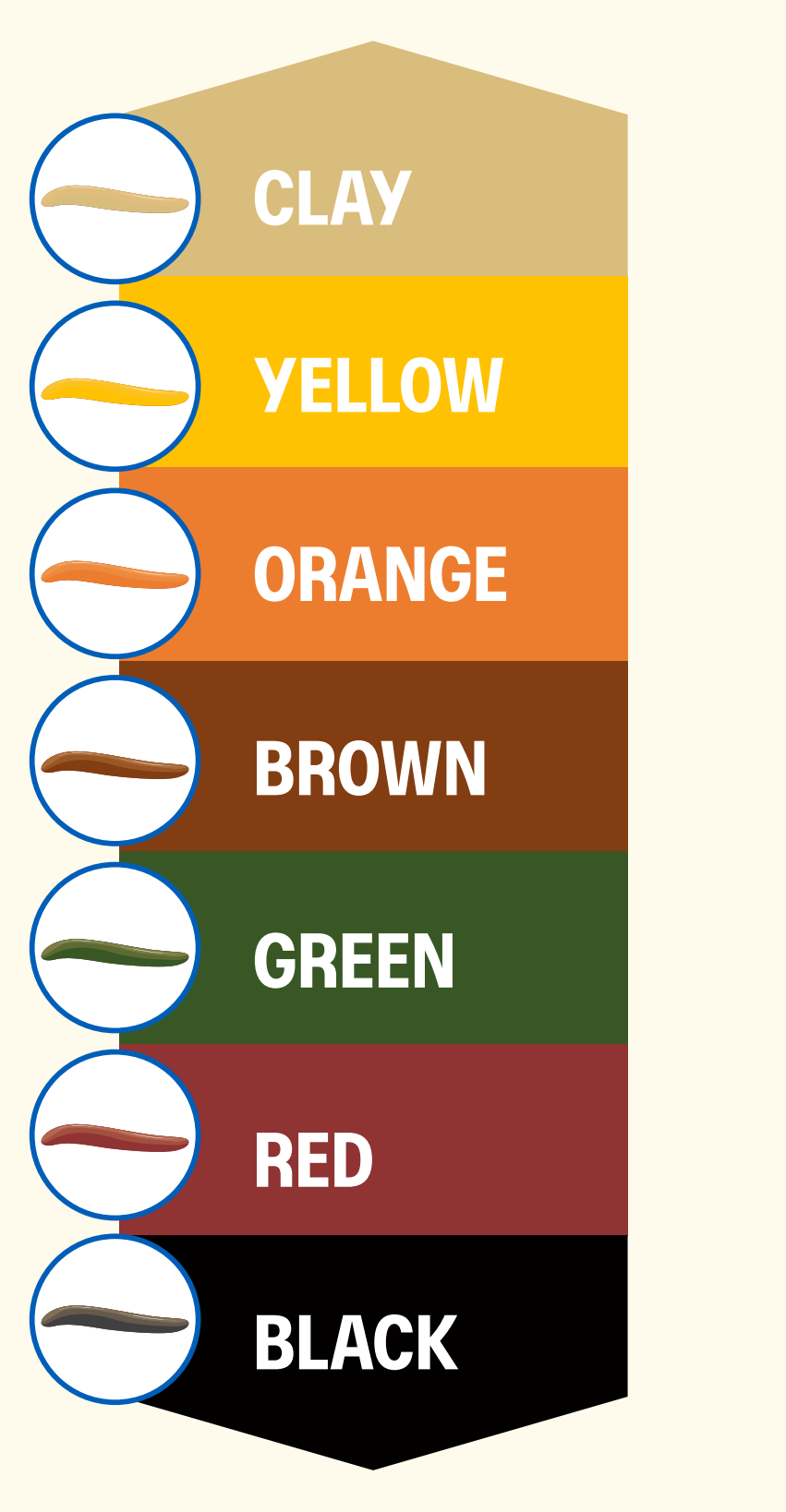

STOOL CHARACTERISTICS vary to parameters such as:

Infant age

Feeding mode

BREASTFED



STOOL CONSISTENCY
Healthy breastfed infants typically have soft stools

VERSUS

FORMULA FED



STOOL CONSISTENCY
Formula fed infants can have more formed stools

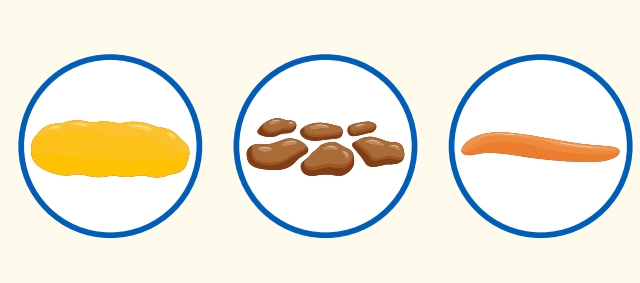

STOOL COLOUR
Infant stool colour varies widely, and most colours are normal. However, black, pale or white, and red stools may indicate a concern.

BREASTMILK BIOTICS

The presence of HMOs, bacteria, and metabolites in breastmilk help establish a healthy gut microbiota, support the immune system, and overall health of infants.

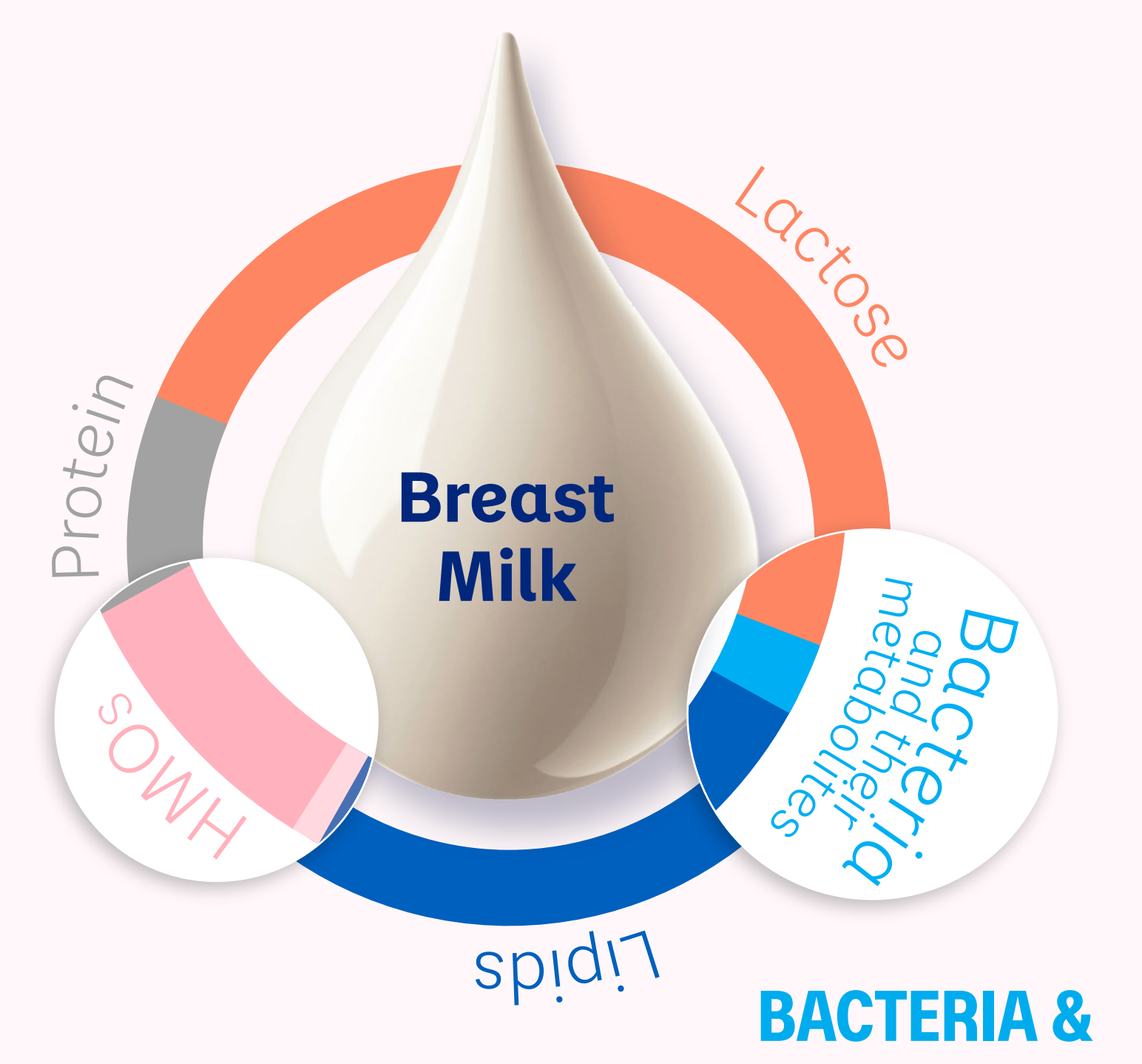

HMOs

HMOs are the 3rd largest components in breastmilk[8-9]

BACTERIA & METABOLITES

Bacteria and metabolites are additionally present in breastmilk

QUANTITY + DIVERSITY

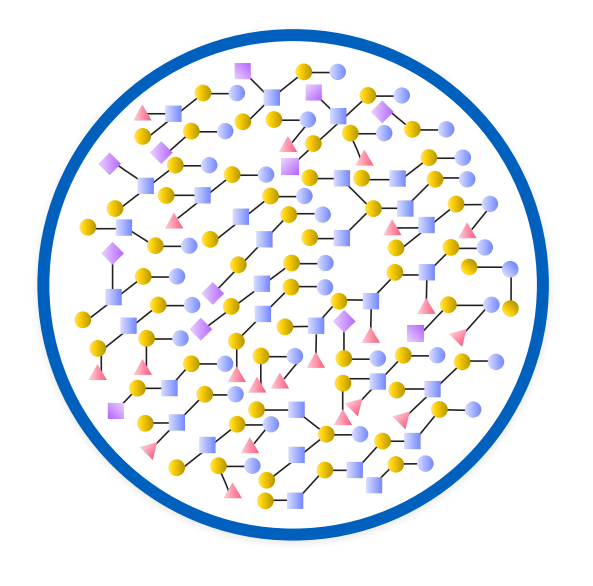

BACTERIAL ACTIVITY

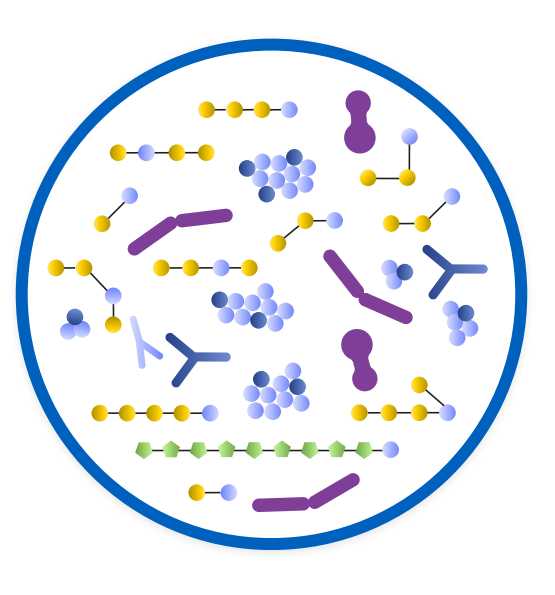

FUNCTIONALITY

Functional benefits of biotics in breastmilk have been shown to support gut health.

Healthy stool characteristics[13]

Gut microbiota development[14-16]

FORMULA BIOTICS

Prebiotics, probiotics, postbiotics help to mimic the quantity, diversity, and functionality of the biotics in breastmilk[17-19]

PREBIOTICS	SYNBIOTICS	PRE & POSTBIOTICS*
scGOS/lcFOS	scGOS/lcFOS + B.breve M-16V	scGOS/lcFOS + Fermentation metabolites

QUANTITY + DIVERSITY

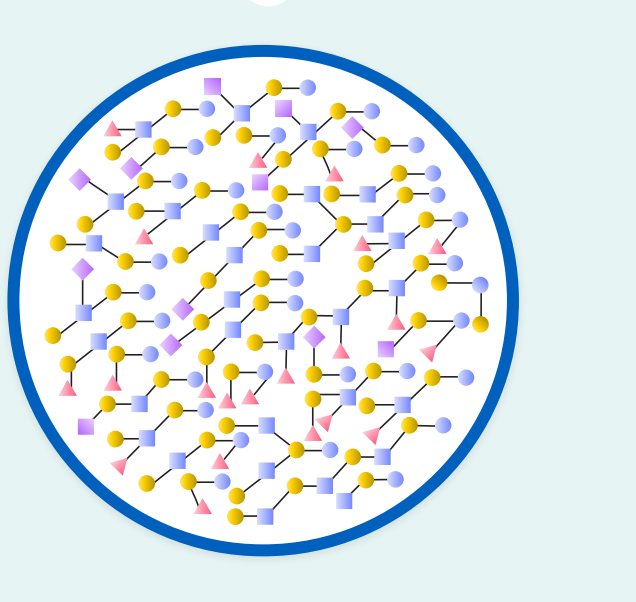

BACTERIAL ACTIVITY

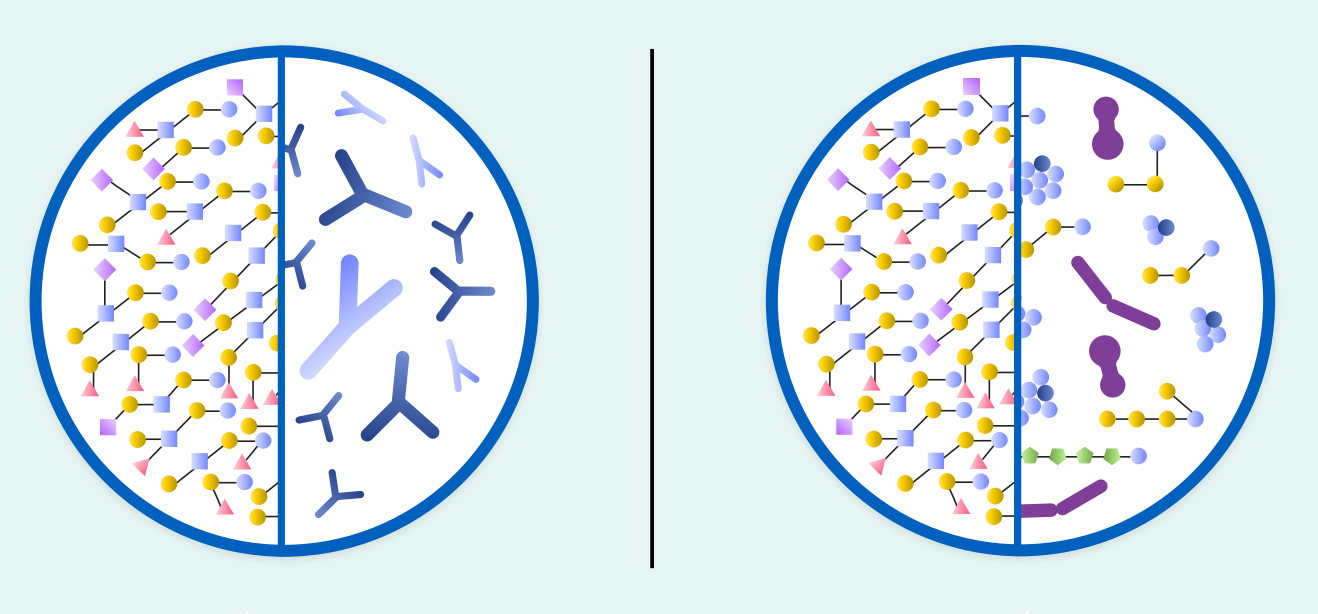

FUNCTIONALITY

Biotics in infant formula (IF) have been shown to support a healthy gut and immune system development by:

Bringing stool characteristics closer to that of healthy breastfed infants[20, 21]

Restoring gut microbiota closer to that of healthy breasted infants[13,20]

Over 40 clinical studies[23]

*Postbiotics produced by the Lactofidus™ fermentation process

CLINICAL EVIDENCE

In clinical settings, an infant formula with these unique biotics results in stool consistency closer to that of a breastfed infants[22]

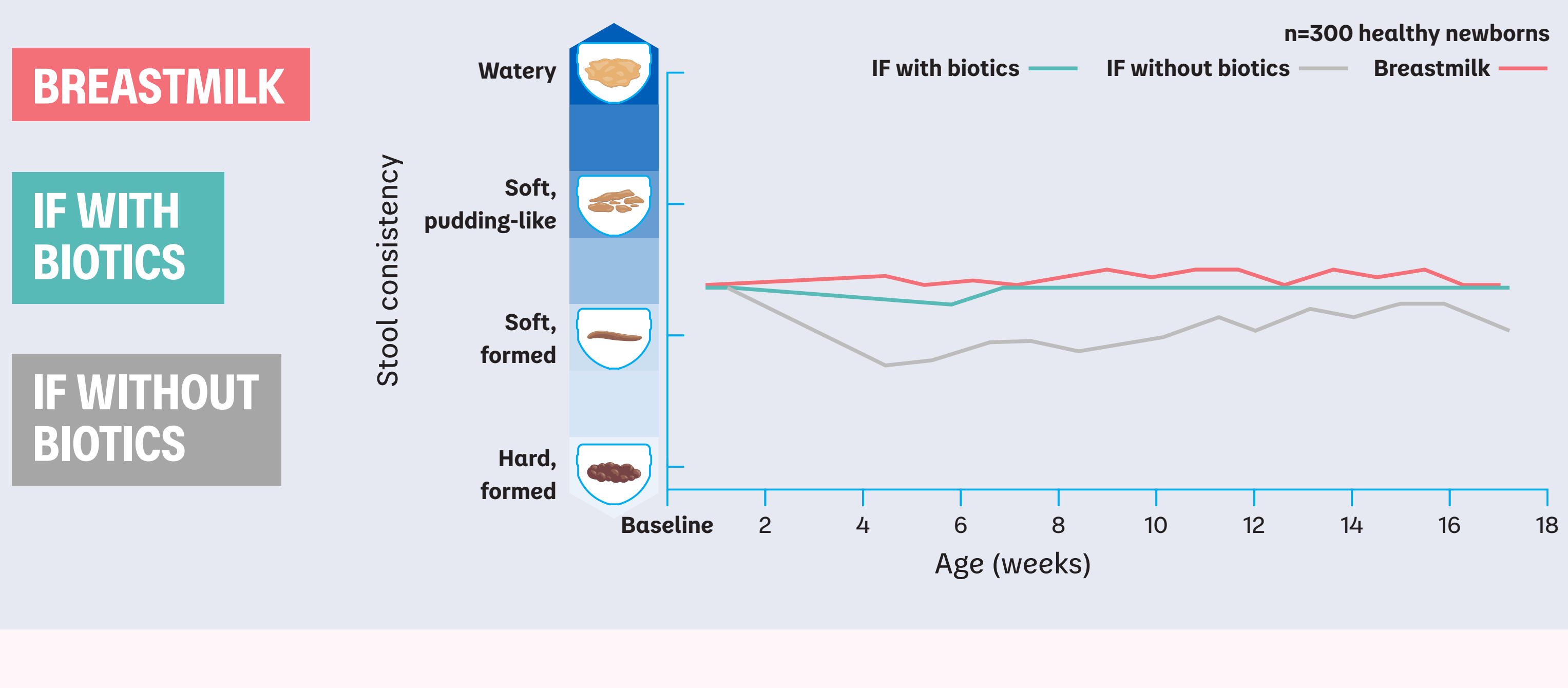

REAL-WORLD EVIDENCE

BREASTMILK

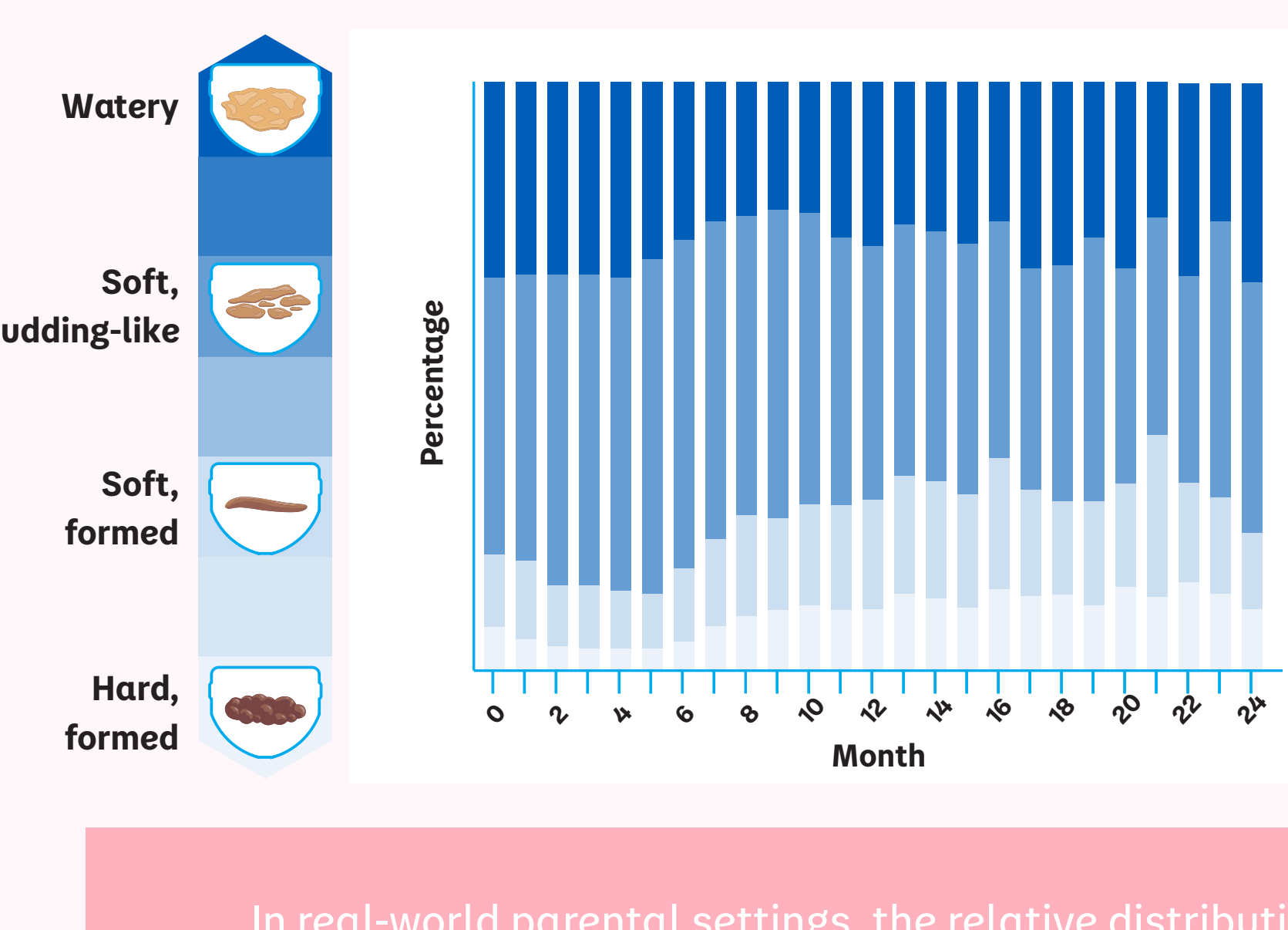

IF WITH BIOTICS

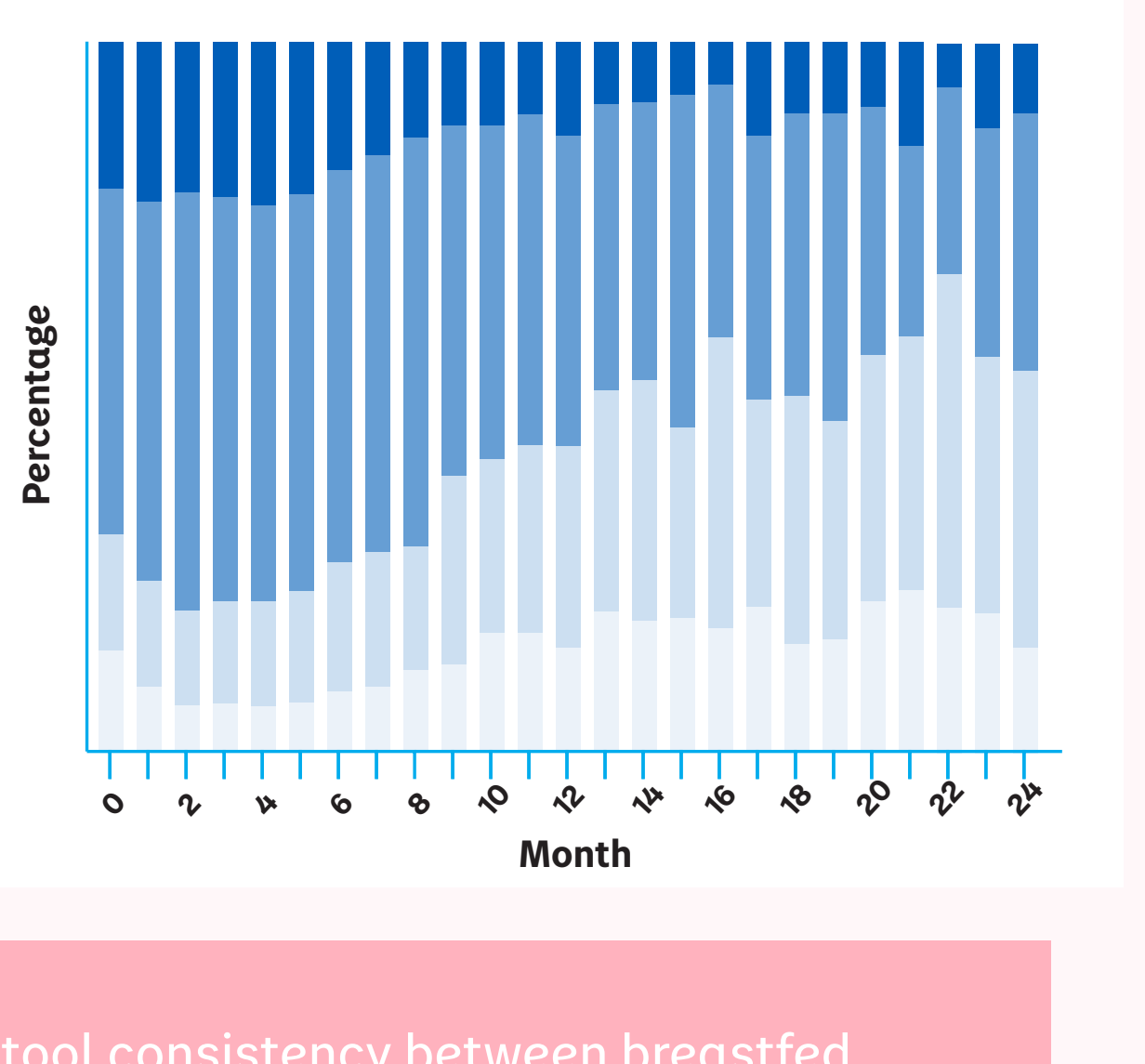

In real-world parental settings, the relative distribution of stool consistency between breastfed infants and those fed with a formula with a unique biotic can be compared over time[23]

Stool tracker in China created a large database of 2.5 million infant stool images, focusing on stool consistency

More on Real-World Evidence, visit ESPGHAN (E-Poster):
The application of artificial intelligence can effectively assist infant stool tracking in real-life in China
Fangfei Xiao, Muqing Xie, Wenqi Cao, Songyuan Wang, Xiaoming Ma, Yuan Dong

STOOL TRACKER

An AI image recognition tool to help parents track their infants' stool by assessing CONSISTENCY and COLOUR from smartphone photos, and to facilitate discussions with HCPs by providing accurate stool data.

HCP BENEFITS

Creates an opportunity to dialogue with parents.
Provide reliable data for informed decision-making and guidance.

PARENTAL BENEFITS

Simplify tracking of infants' stool consistency and color.
Boost parents' confidence with reliable stool information.

STOOL TRACKER

Can help to alleviate parental anxiety and to support the dialogue between HCPs and parents through a user-friendly and accurate, validated digital health tool for assessing the stool characteristics of infants.

TRY HERE

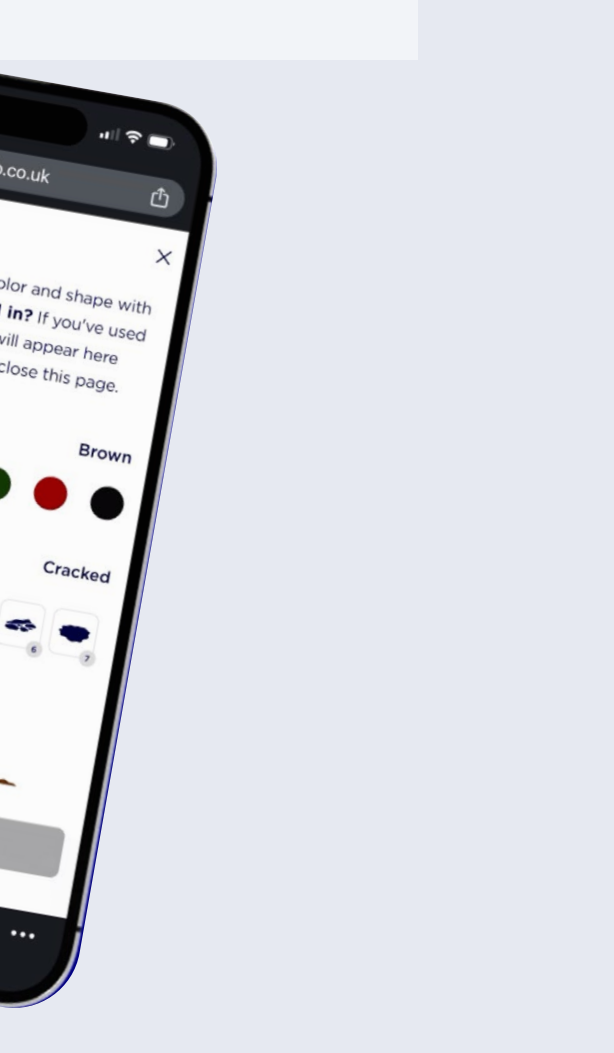

Confirm your baby's poo color and shape with the buttons below. **Logged in?** If you've used the AI camera, your results will appear here and in the tracker when you close this page.

References
1. Huysentruyt, K., et al., The Brussels Infant and Toddler Stool Scale: A Study on Interobserver Reliability. J Pediatr Gastroenterol Nutr, 2019. 68(2): p. 207-213.
2. Vandenplas, Y., et al., Prevalence and Health Outcomes of Functional Gastrointestinal Symptoms in Infants From Birth to 12 Months of Age. J Pediatr Gastroenterol Nutr, 2015. 61(5): p. 531-7.
3. Muhardi, L., et al., Early-Life Gut Health Indicators and Reported Prevalence of Infant Functional Constipation by Healthcare Professionals. Nutrients, 2023. 15(2).
4. Bellaiche, M., et al., Multiple functional gastrointestinal disorders are frequent in formula-fed infants and decrease their quality of life. Acta Paediatr, 2018. 107(7): p. 1276-1282.
5. Ludwig, T., et al., Machine Learning Supports Automated Digital Image Scoring of Stool Consistency in Diapers. J Pediatr Gastroenterol Nutr, 2021. 72(2): p. 255-261.
6. Xiao, F., et al., Generation and application of a convolutional neural networks algorithm in evaluating stool consistency in diapers. Acta Paediatr, 2023. 112(6): p. 1333-1340.
7. Wu, J., et al., The Effectiveness of Artificial Intelligence in Assisting Mothers with Assessing Infant Stool Consistency in a Breastfeeding Cohort Study in China. Nutrients, 2024. 16(6).
8. Thurl, S., et al., Variation of human milk oligosaccharides in relation to milk groups and lactational periods. Br J Nutr, 2010. 104(9): p. 1261-71.
9. Thurl, S., et al., Systematic review of the concentrations of oligosaccharides in human milk, in Nutr Rev. 2017. p. 920-933.
10. Fernández, L., et al., The human milk microbiota: origin and potential roles in health and disease. Pharmacol Res, 2013. 69(1): p. 1-10.
11. Boix-Amorós, A., M.C. Collado, and A. Mira, Relationship between Milk Microbiota, Bacterial Load, Macronutrients, and Human Cells during Lactation. Front Microbiol, 2016. 7: p. 492.
12. Zimmermann, P. and N. Curtis, Breastmilk microbiota: A review of the factors that influence composition. J Infect, 2020. 81(1): p. 17-47.
13. Scholtens, P.A., D.A. Goossens, and A. Staiano, Stool characteristics of infants receiving short-chain galacto-oligosaccharides and long-chain fructo-oligosaccharides: a review. World J Gastroenterol, 2014. 20(37): p. 13446-52.
14. Wickramasinghe, S., A.R. Pacheco, D.G. Lemay, and D.A. Mills, Bifidobacteria grown on human milk oligosaccharides downregulate the expression of inflammation-related genes in Caco-2 cells. BMC Microbiol, 2015. 15: p. 172.
15. Bode, L., Human milk oligosaccharides: every baby needs a sugar mama. Glycobiology, 2012. 22(9): p. 1147-62.
16. Walsh, C., J.A. Lane, D. van Sinderen, and R.M. Hickey, Human milk oligosaccharides: Shaping the infant gut microbiota and supporting health. J Funct Foods, 2020. 72: p. 104074.
17. Stahl, B., et al., Oligosaccharides from human milk as revealed by matrix-assisted laser desorption/ionization mass spectrometry. Anal Biochem, 1994. 223(2): p. 218-26.
18. Boehm, G., et al., Prebiotic concept for infant nutrition. Acta Paediatr Suppl, 2003. 91(441): p. 64-7.
19. Siziba, L.P., et al., Human Milk Oligosaccharide Profiles over 12 Months of Lactation: The Ulm SPATZ Health Study. Nutrients, 2021. 13(6).
20. Moro, G., et al., Dosage-related bifidogenic effects of galacto- and fructooligosaccharides in formula-fed term infants, in J Pediatr Gastroenterol Nutr. 2002. p. 291-5.
21. Knol, J., et al., Colon microflora in infants fed formula with galacto- and fructo-oligosaccharides: more like breast-fed infants. J Pediatr Gastroenterol Nutr, 2005. 40(1): p. 36-42.
22. Rodriguez-Herrera, A., et al., Gastrointestinal Tolerance, Growth and Safety of a Partly Fermented Formula with Specific Prebiotics in Healthy Infants: A Double-Blind, Randomized, Controlled Trial. Nutrients, 2019. 11(7): p. 1530.
23. Data on file, Danone Research & Innovation.